

1 Kitchen Shape & Dimensions

Begin in any corner of the room with a tape measure and measure to an adjacent wall.

Important Notes: Always measure in inches only. Use gridlines on the 2nd page to draw your kitchen layout and record measurements.

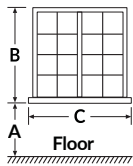
Suggested Tools

Tape measure

Paper & pencil

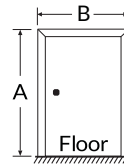
2 Measure Windows & Doors

Window Measurements



Window	A	B	C
1			
2			
3			

Door Measurements



Door	A	B	C
1			
2			
3			

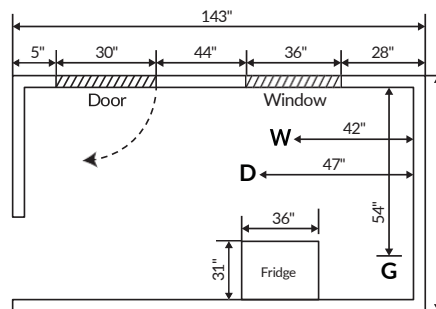
3 Wall Openings

Measure the distance from the wall corner to the outside edge of the opening and mark it on the drawing. Measure and record the length of the opening. Repeat this process for all openings. **(Example 1, Floor Plan)**

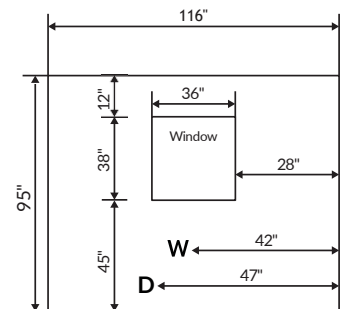
4 Utility Supply Lines

Draw a side view plan of each wall. Record the distance from the floor to the ceiling. If you have soffits, include the measurements on the layout. Use the symbols shown below to mark water lines, drain lines, and gas lines. **(Example 2, Elevation)**

- W - Water Lines
- D - Drain Lines
- G - Gas Lines



Example 1, Floor Plan




Example 2, Elevation

5 Appliances & Clean-up Selections

Please provide as much information as possible about your appliances.

All dimensions in inches (example: 45")

Item	Style or Type (Check Box for Selection)	Width	Height	Depth
Range	<input type="checkbox"/> Freestanding <input type="checkbox"/> Built-in			
Cooktop	<input type="checkbox"/> Drop-in <input type="checkbox"/> Other			
Oven	<input type="checkbox"/> Single <input type="checkbox"/> Double <input type="checkbox"/> Combo <input type="checkbox"/> Other			
Range Hood	<input type="checkbox"/> Vented <input type="checkbox"/> Recirculating			
Microwave	<input type="checkbox"/> Built-in <input type="checkbox"/> Freestanding <input type="checkbox"/> Over Range			
Dishwasher	<input type="checkbox"/> Portable <input type="checkbox"/> Built-in			
Refrigerator	<input type="checkbox"/> Top Freezer <input type="checkbox"/> Bottom Freezer <input type="checkbox"/> Side-by-Side <input type="checkbox"/> Under-Countertop			
Freezer	<input type="checkbox"/> Upright <input type="checkbox"/> Chest			
Wine Chiller	<input type="checkbox"/> Built-in <input type="checkbox"/> Freestanding			
Sink	<input type="checkbox"/> Single Bowl <input type="checkbox"/> Double Bowl <input type="checkbox"/> Triple Bowl <input type="checkbox"/> Bar <input type="checkbox"/> Other			



Additional Notes & Instructions:



Submit Kitchen Measurements

After you have completed all the kitchen measurements, scan or simply take photos of the guide and e-mail to info@setkitchens.com
Please feel free to send us any additional photos of your kitchen, or any other details that may assist us with your Free Kitchen Design.